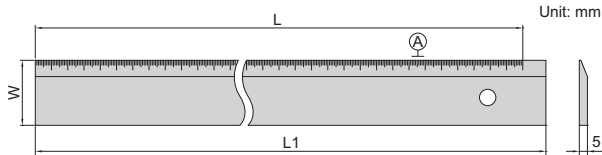


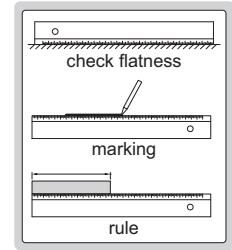
STRAIGHT EDGES



7111-300A



- Check flatness and straightness, as well as for marking
- Graduation on the beveled edge
- Made of hardened tool steel
- Chrome plated

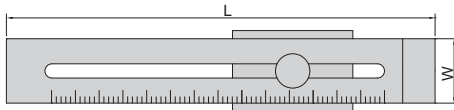


Code	Range (L)	Straightness of A	L1	W
7111-300A	300mm	0.02mm	320mm	40mm
7111-500A	500mm	0.03mm	520mm	40mm
7111-1000A	1000mm	0.04mm	1020mm	50mm

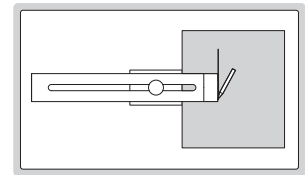
MARKING GAGES



7120-200A

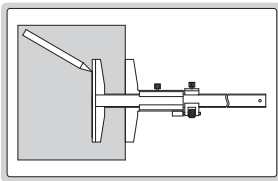


- Made of carbon steel
- Satin chrome plated

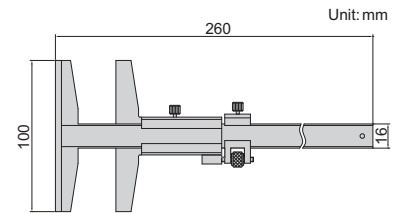


Code	Range	Graduation	Accuracy	L	W
7120-200A	0-200mm	0.1mm	±0.1mm	250mm	40mm
7120-250A	0-250mm	0.1mm	±0.1mm	300mm	40mm
7120-300A	0-300mm	0.1mm	±0.1mm	350mm	40mm

T-SHAPE MARKING GAGE



1275-150A

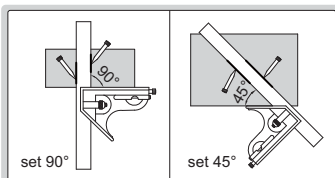


- Made of stainless steel
- Satin chrome plated reading surface

Code	Range	Graduation	Accuracy
1275-150A	0-150mm	0.05mm	±0.05mm

COMBINATION SQUARE (ECONOMIC TYPE)

- Square head (made of zinc): set the blade at 90° or 45° to an edge of a workpiece accuracy: ±0.5°
- Blade (made of stainless steel): range: 300mm/12", graduation: 1mm and 1/32" on front face, 1mm and 1/16" on back face



2276-300

Code
2276-300

